



Green Electrical Supply

maximize your green[®]

www.GreenElectricalSupply.com



5" IC 900 LUMEN LED DOWNLIGHT REMODEL

IC2ORLED (G4 09LM), RECESSED HOUSING



OPEN TRIMS

Project: _____

Fixture Type: _____

Location: _____

Contact/Phone: _____

PRODUCT DESCRIPTION

Dedicated LED, Air-Loc® remodel housing with integral light engine

- Shallow housing allows for fit in 2 x 6 construction
- IC remodel housing for remodel application where back side of ceiling is not accessible
- Installs through an opening in the ceiling from below
- Secured in place by factory installed remodel springs
- Can be completely covered with insulation
- When used with supplied ALG kit, stops infiltration and exfiltration of air, reducing heating and air cooling costs
- LED housing is designed to provide 50,000 hours of life and is compatible with many standard Juno trims
- 5 year limited warranty on LED components.

ENVIRONMENTALLY FRIENDLY, ENERGY EFFICIENT

- No harmful ultraviolet or infrared wavelengths
- No lead or mercury
- Comparable light output to 75W PAR30 incandescent

PRODUCT SPECIFICATIONS

LED Light Engine LED array integrated to thermally conductive housing provides uninterrupted heat transfer to ensure long life of the LED

- Replaceable light engine mounts directly to housing and incorporates the latest generation, high lumen output LED array
- LEDs are binned within a 3-step MacAdam Ellipse exceeding ENERGY STAR® requirements for superior fixture to fixture color uniformity
- 2700K, 3000K, 3500K, or 4000K color temperatures available
- 90 CRI minimum.

Optical System Computer-optimized reflector design with high reflectance white finish coupled with a high transmission diffusing lens conceals the LEDs and produces uniform aperture luminance

- Deep regression of lens produces a low glare, efficient system that produces 900 lumens typical with select trims
- Wide flood (>70°) distribution shipped as standard with optional optic accessories available and sold separately.

Aesthetic Trim Selections Compatible with wide selection of existing Juno trims

- Shadow free, knife edge design blends seamlessly into ceiling.

LED Driver Choice of dedicated 120 volt (120) driver or universal voltage driver that accommodates input voltages from 120-277 volts AC at 50/60Hz (MVOLT)

- Power factor > 0.9 at 120V input
- 120 volt only driver is dimmable with the use of most incandescent, magnetic low voltage and electronic low voltage wall box dimmers
- Universal voltage driver is dimmable with the use of most 0-10V wall box dimmers
- For a list of compatible dimmers, see [JUNOICLED-DIM](#)
- Mounted between the j-box and housing for easy access and cool operation.

Life Rated for 50,000 hours at 70% lumen maintenance.

Labels ENERGY STAR® Certified when used with select baffle and cone trims

- Certified to the high efficacy requirements of California T24 JA8-2016 with select trims
- UL listed for U.S. and Canada through-branch wiring, damp locations
- Union made
- UL and cUL.

Testing All reports are based on published industry procedures; field performance may differ from laboratory performance.

Specifications subject to change without notice.

HOUSING FEATURES

Housing Designed for use in IC (insulated ceiling) or non-IC construction

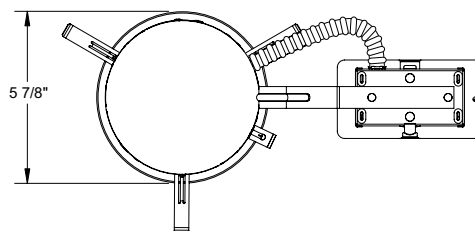
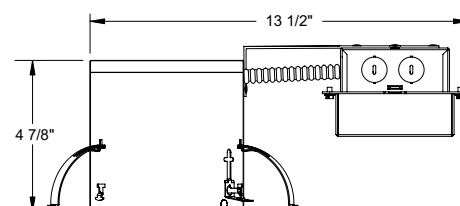
- Aluminum housing sealed for Air-Loc® compliance when used with ALG kit
- Remodel springs accommodate up to 1 1/8" ceiling thickness.

Junction Box Pre-wired junction box provided with (5) 1/2" knockouts, (4) knockouts for 12/2 or 14/2 NM cable and ground wire

- Knockouts equipped with pryout slots
- Quick connect electrical connectors supplied as standard for fast, secure installation.



DIMENSIONS



5 1/2" CEILING CUTOUT

ELECTRICAL DATA

Dedicated 120V Only Driver Option

	120V
Input Power	11.5W (+/-5%)
Input Current	0.10A
Frequency	50/60Hz
EMI/RFI	FCC Title 47 CFR, Part 15 Class B (residential)
Minimum starting temp	-25°C

ELECTRICAL DATA

Universal Voltage

	120V	277V
Input Power	12.4W (+/-5%)	12.7W (+/-5%)
Input Current	0.11A	0.07A
Frequency	50/60Hz	50/60Hz
EMI/RFI	FCC Title 47 CFR, Part 15 Class A (commercial)	FCC Title 47 CFR, Part 15 Class A (commercial)
Minimum starting temp	-40°C	-40°C

5" IC 900 LUMEN LED DOWNLIGHT REMODEL

IC20RLED (G4 09LM), RECESSED HOUSING OPEN TRIMS

ORDERING INFORMATION Housing and trim can be ordered together or separate, but will always ship separately.

Example: IC20RLED G4 09LM 30K 90CRI 120 FRPC

Series	Generation	Lumens	Color Temperature	CRI	Voltage	Driver
IC20RLED 5" LED IC Remodel Downlight	G4 Generation 4	09LM 900 Nominal Lumens	27K 2700K	90CRI 90+ CRI	120 120V	FRPC Forward/Reverse Phase Cut
			30K 3000K		MVOLT Multi-Volt (120-277V)	ZT 0-10V Dimming Driver
			35K 3500K			
			40K 4000K			

Notes: Order 120 with FRPC only, Order MVOLT with ZT only.

Trim/Description



205 BABZ^{1,2} 5" Downlight Baffle Trim - Black Baffle, Classic Aged Bronze Trim Ring

¹ Not ENERGY STAR® Certified



205 BSC^{1,2} 5" Downlight Baffle Trim -Black Baffle, Satin Chrome Trim Ring

² Not T24 certified



205 BWH^{1,2} 5" Downlight Baffle Trim -Black Baffle, White Trim Ring

³ MVOLT: Not T24 certified



205 WWH³ 5" Downlight Baffle Trim -White Baffle, White Trim Ring

⁴ MVOLT: T24 @ 30K, 35K, 40K only

204 BWH^{1,3,4} 5" Downlight Cone Trim -Black Alzak® Cone, White Trim Ring

⁵ MVOLT: T24 @ 35K, 40K only

204 CWH⁴ 5" Downlight Cone Trim -Clear Alzak® Cone, White Trim Ring

⁶ 120V: T24 @ 40K only

204 GWH⁵ 5" Downlight Cone Trim -Gold Alzak® Cone, White Trim Ring



204 HZWH⁵ 5" Downlight Cone Trim -Haze Cone, White Trim Ring



204 PTSC³ 5" Downlight Cone Trim -Pewter Alzak® Cone, Satin Chrome Trim Ring



204 WHZABZ³ 5" Downlight Cone Trim -Wheat Haze Cone, Classic Aged Bronze Trim Ring

204 WHZWH³ 5" Downlight Cone Trim -Wheat Haze Cone, White Trim Ring

204 WWH³ 5" Downlight Cone Trim -White Cone, White Trim Ring

Trim Size: 6¼" O.D.

Alzak® is a registered trademark of Alcoa Corp.

Note: In Canada when insulation is present, Type IC fixtures must be used.

Accessories (ordered separately)

Catalog Number	Description
LEDOPTICG3 MFL	Medium Flood Optic (50°)
LEDOPTICG3 NFL	Narrow Flood Optic (37°)
LEDOPTICG3 SP	Spot Optic (10°)

To order, specify catalog number.

Catalog Number	Description
TR5 ABZ	5" Trim Ring - Classic Aged Bronze
TR5 BL	5" Trim Ring - Black
TR5 SC	5" Trim Ring - Satin Chrome
TR5 WH	5" Trim Ring - White

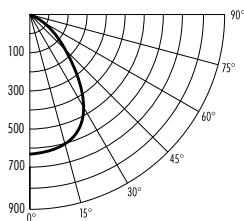
To order, specify catalog number.

5" IC 900 LUMEN LED DOWNLIGHT REMODEL

IC2ORLED (G4 09LM), RECESSED HOUSING OPEN TRIMS

PHOTOMETRIC REPORT

Test Report #: PT02141404R
Catalog No: IC2ORLED G4 09LM 35K with 205 WWH Trim and standard wide flood optic
Luminaire Spacing Criterion: 1.10
Luminaire LPW: 84



CANDLEPOWER DISTRIBUTION (Candelas)

Degrees	0°
Vertical	0°
0	641
5	637
15	606
25	520
35	347
45	150
55	84
65	48
75	29
85	6
90	0

Multiplier: 27K - 0.90
 30K - 0.97
 40K - 1.04

AVERAGE INITIAL FOOTCANDLES

Multiple Units (Square Array, 60'x60' room)
 Ceiling 80% Wall 50% Floor 20%

Spacing	RCR1	RCR3	RCR5
4.0'	65	53	45
5.0'	42	34	29
6.0'	29	24	20
7.0'	23	19	16
8.0'	18	15	13
9.0'	14	12	10
10.0'	10	8	7

INITIAL FOOTCANDLES (One Unit, 11.5W, 72° Beam)

Distance to Illuminated Plane (Feet)	Footcandles Beam Center	Beam Diameter
4	40.1	5.8'
6	17.8	8.7'
8	10.0	11.6'
10	6.4	14.5'

ZONAL LUMEN SUMMARY

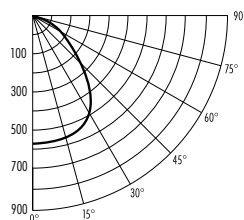
Zone	Lumens	%Lamp	%Fixture
0-30°	468	N/A	48.6
0-40°	681	N/A	70.7
0-60°	878	N/A	91.1
0-90°	963	N/A	100.0

LUMINANCE (Average cd/m²)

Degrees	Average Luminance
45	20179
55	13879
65	10823
75	10498
85	6580

PHOTOMETRIC REPORT

Test Report #: 25981R
Catalog No: IC2ORLED G4 09LM 35K with 204 CWH Trim and standard wide flood optic
Luminaire Spacing Criterion: 1.26
Luminaire LPW: 95



CANDLEPOWER DISTRIBUTION (Candelas)

Degrees	0°
Vertical	0°
0	589
5	585
15	564
25	532
35	436
45	236
55	122
65	58
75	10
85	0
90	0

Multiplier: 27K - 0.90
 30K - 0.97
 40K - 1.04

AVERAGE INITIAL FOOTCANDLES

Multiple Units (Square Array, 60'x60' room)
 Ceiling 80% Wall 50% Floor 20%

Spacing	RCR1	RCR3	RCR5
4.0'	74	60	50
5.0'	47	39	32
6.0'	33	27	22
7.0'	27	22	18
8.0'	21	17	14
9.0'	16	13	11
10.0'	12	10	8

INITIAL FOOTCANDLES (One Unit, 11.5W, 83.8° Beam)

Distance to Illuminated Plane (Feet)	Footcandles Beam Center	Beam Diameter
4	36.8	7.2'
6	16.4	10.8'
8	9.2	14.4'
10	5.9	17.9'

ZONAL LUMEN SUMMARY

Zone	Lumens	%Lamp	%Fixture
0-30°	460	N/A	42.0
0-40°	727	N/A	66.4
0-60°	1022	N/A	93.3
0-90°	1095	N/A	100.0

LUMINANCE (Average cd/m²)

Degrees	Average Luminance
45	32540
55	20652
65	13415
75	3863
85	0

Fixtures tested to IES recommended standard for solid state lighting per LM-79-08. Photometric performance on a single unit represents a baseline of performance for the fixture. Results may vary in the field.