



**Green Electrical Supply**

maximize your green<sup>®</sup>

[www.GreenElectricalSupply.com](http://www.GreenElectricalSupply.com)



# KTEB-120-1-TP

## T12 ELECTRONIC BALLAST



### DESCRIPTION

1 x F20T12 | 120V | NPF | Small Plastic Case

<b>STARTING METHOD:</b> Rapid
<b>LAMP CONNECTION:</b> N/A
<b>INPUT VOLTAGE:</b> 120VAC ±10%
<b>INPUT FREQUENCY:</b> 60 Hz
<b>BALLAST FACTOR (LIGHT OUTPUT):</b> Normal
<b>WARRANTY:</b> 3 Years



### PRODUCT FEATURES

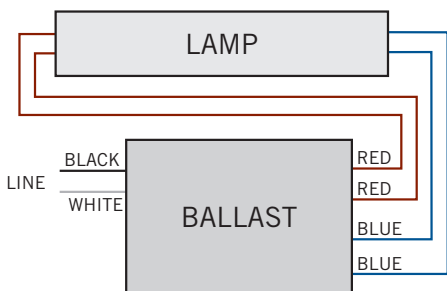
- Sound Rated: A
- Minimum Starting Temperature: 0°F, -18°C
- Maximum Case Temperature: 167°F, 75°C
- Transient Protection Meets ANSI/IEEE62.41 Cat. A
- Lamp End-of-Life Protected
- UL, cUL 935 Listed

### ELECTRICAL SPECIFICATIONS

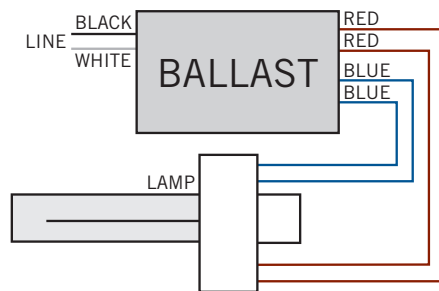
LAMP TYPE	NO. OF LAMPS	INPUT VOLTS	INPUT WATTS	INPUT CURRENT (AMPS)	POWER FACTOR	CREST FACTOR	BALLAST FACTOR	BALLAST EFFICACY FACTOR	MAX THD (%)	WIRING DIAGRAM
F20T8	1	120	18.0	0.26	0.56	1.49	0.90	5.00	130	F1-6
F20T12	1	120	18.0	0.26	0.56	1.49	0.90	5.00	130	F1-6
F18T8	1	120	17.5	0.26	0.55	1.56	0.95	5.43	140	F1-6
F17T8	1	120	18.5	0.27	0.56	1.52	1.00	5.41	140	F1-6
F15T8	1	120	16.0	0.25	0.55	1.58	1.00	6.25	140	F1-6
F15T12	1	120	16.0	0.25	0.54	1.56	1.00	6.25	140	F1-6
F14T8	1	120	15.5	0.24	0.54	1.59	1.00	6.45	150	F1-6
F14T12	1	120	15.5	0.24	0.54	1.59	1.00	6.45	150	F1-6
CFT13W/2GX7	1	120	15	0.24	0.51	1.59	1.15	7.66	150	P1-1

### WIRING DIAGRAMS

F1-6



P1-1

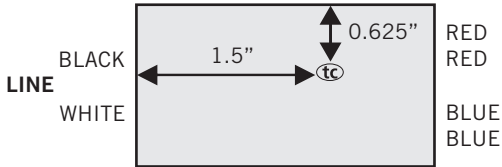




# KTEB-120-1-TP

## T12 ELECTRONIC BALLAST

### HOT SPOT LOCATION



Actual tc point is noted on each ballast label.

### MECHANICAL SPECIFICATIONS

#### CASE DIMENSIONS

	<b>LENGTH</b>	3.06"
	<b>WIDTH</b>	1.45"
	<b>HEIGHT</b>	1.04"
	<b>MOUNTING</b>	2.75"
	<b>CASE STYLE</b>	X1

#### STANDARD LEAD LENGTHS\*

<b>BLACK</b>	12"
<b>WHITE</b>	12"
<b>BLUE</b>	28"
<b>RED</b>	28"

\*Consult Keystone for special lead length requirements.

### ORDERING INFORMATION

ORDER CODE	PACKAGING STYLE	PACK QTY.	ITEM STATUS
KTEB-240-1-TP-PIC-CP	Carton Pack	50	Quick Ship

### CATALOG NUMBER BREAKDOWN

# KTEB-120-1-TP-CP

