



Green Electrical Supply[®]

maximize your green[®]

GreenElectricalSupply.com



KT-LED130HID-V-EX39-850-S

HID REPLACEMENT LED LAMP

DESCRIPTION

130W HID Replacement LED Lamp | 5000K | >80 CRI | Ballast Compatible



LAMP TYPE: HID Replacement LED
BASE TYPE: EX39 (Mogul)
WATTAGE: 130W
COLOR TEMPERATURE: 5000K
METAL HALIDE EQUIVALENT: 400W/320W
COLOR RENDERING INDEX (CRI): >80
WARRANTY: 5 Years

PRODUCT FEATURES

- **Compatible with Existing Magnetic HID Ballast (ANSI Codes: M59/M132/M135/M154/M155)**
- Plug and Play Installation; No Re-Wiring Required
- 50,000+ Hour Lifetime (L70); Lasts 2.5x Longer than Standard HID Lamps
- Environmentally Friendly: No Mercury Used
- Instant Startup
- Operating Temperature: -40°C to 35°C
- Suitable for Dry and Damp Locations
- Frosted Lens Eliminates Glare
- Rated for Open or Enclosed Fixtures
- Install Only in Vertical, Base-Up Orientation
- Lower Wattage Draw Can Extend Lifetime of HID Ballast
- When Retrofitting, Existing Fixture Changes from a Lagging (Inductive) Power Factor Source to a Leading (Capacitive) Power Factor Source; This Change May Help Improve the Building's Overall Electrical Power Factor
- Does Not Work on Reactor or Electronic Ballasts
- Lamp Includes Safety Tether for Additional Security When Installing Lamp in Luminaire
- Suitable for Use in Fully Enclosed Fixture

OPERATING SPECIFICATIONS

400W (M59, M135/M155) BALLAST APPLICATION

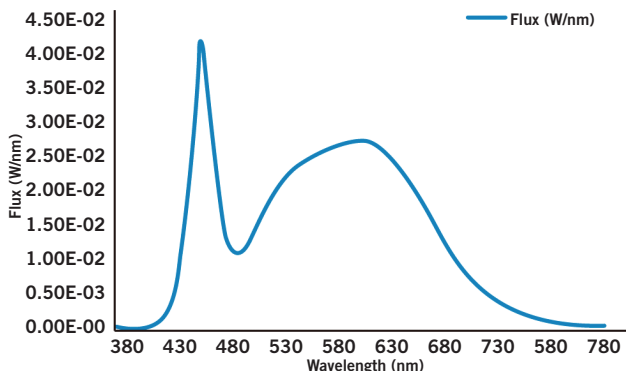
Catalog Number	Color Temp.	CRI	Lamp Wattage	Base Type	Orientation	Input Voltage	Lumens	System Wattage*
KT-LED130HID-V-EX39-850-S	5000K	>80	130W	EX39	Vertical	Ballast Dependent	13,000	166W

320W (M132/M154) BALLAST APPLICATION

Catalog Number	Color Temp.	CRI	Lamp Wattage	Base Type	Orientation	Input Voltage	Lumens	System Wattage*
KT-LED130HID-V-EX39-850-S	5000K	>80	130W	EX39	Vertical	Ballast Dependent	11,000	138W

* Nominal values. Actual values may vary depending on ballast used.

SPECTRAL DISTRIBUTION



LEGACY VS LED WATTAGE EQUIVALENCY

400W Equivalency

Lamp Wattage	System Wattage	Rated Initial Lumens	Foot Candles w/ New Lamp	Typical Lumen Depreciation After 5,000 Hours	Calculated Foot Candles After 5,000 Hours
400W	443W	38,000	97.50 fc	30%	68.25 fc
130W	166W	13,000	79.00 fc	4%	75.84 fc



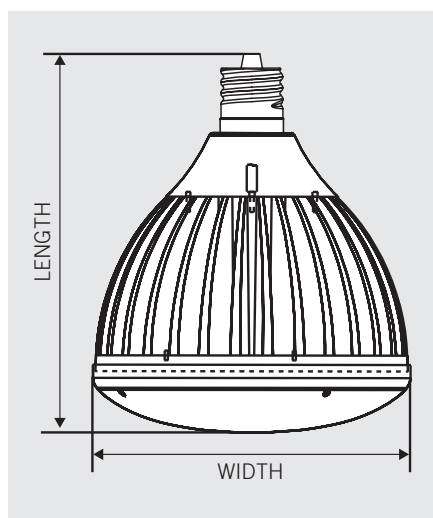
KT-LED130HID-V-EX39-850-S

HID REPLACEMENT LED LAMP

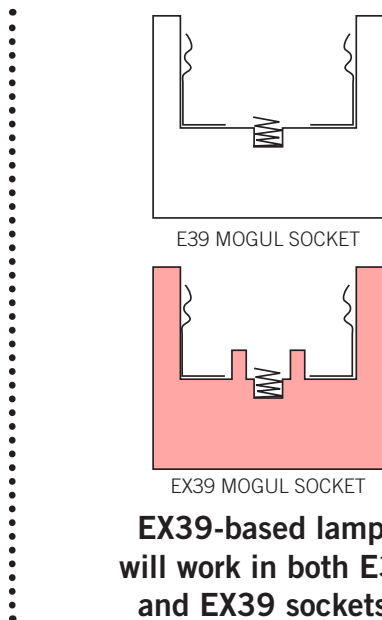
WIRING

Plug and Play: Simply replace the existing lamp with Keystone SmartDrive HID Replacement LED lamp. No changes to the existing ballast wiring needed. For ballast compatibility questions, please visit SmartDriveLED.com or contact Keystone.

PHYSICAL SPECIFICATIONS



Length	Width	Base Type
9.27"	7.87"	EX39 Mogul



ORDERING INFORMATION

ORDER CODE	PACKAGING STYLE	PACK QTY.	ITEM STATUS
KT-LED130HID-V-EX39-850-S-DP	Distributor Pack (Individual Cartons)	4	Quick Ship

CATALOG NUMBER BREAKDOWN

