



# Green Electrical Supply

maximize your green<sup>®</sup>

[www.GreenElectricalSupply.com](http://www.GreenElectricalSupply.com)



# TWR2 LED LED Wall Luminaire



Catalog  
Number

Notes

Type

Hit the Tab key or mouse over the page to see all interactive elements.

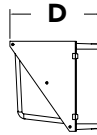
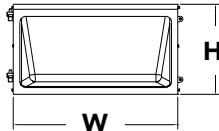
## Specifications

**Width:** 17"  
(43.2 cm)

**Height:** 9"  
(22.9 cm)

**Depth:** 9-5/16"  
(23.6 cm)

**Weight:** 17.2 lbs  
(7.8 kg)



## Introduction

This popular TWR2 wall luminaire combines classic day form with long-lasting, energy-efficient LED technology - perfect for Metal Halide replacements.

The TWR2 LED luminaire replaces up to a 400W metal halide luminaire while saving up to 85% in energy costs. With an expected service life of more than 20 years, the TWR2 LED eliminates frequent lamp and ballast replacements associated with traditional technologies.

## Ordering Information

**EXAMPLE:** TWR2 LED P1 50K MVOLT DDBTXD

TWR2 LED						
Series	Performance Package	Color Temperature		Voltage	Controls	Finish
TWR2 LED	P1	8,150 lumens	40K	4000 K	MVOLT <sup>2</sup>	DDBTXD Textured Dark bronze
	P2	9,700 lumens	50K	5000 K <sup>1</sup>	347	

### NOTES

- Correlated color temperature (CCT) shown is nominal per ANSI C78, 377-2015.
- MVOLT driver operates on any line voltage from 120-277V (50/60 Hz).

## FEATURES & SPECIFICATIONS

### INTENDED USE

The TWR2 LED combines traditional wall pack design with energy-efficient, low maintenance LEDs for replacing up to 400W Metal Halide luminaires. The traditional shape helps maintain building aesthetics when replacing only a portion of your building's wall packs. TWR2 LED is ideal for outdoor applications such as carports, loading areas, driveways and parking areas.

### CONSTRUCTION

Cast aluminum housing with bronze polyester powder paint for lasting durability. Door is hinged on the side and swings out of the way during installation and service. Castings are sealed with a one-piece gasket. Rated for outdoor installations, -40°C minimum ambient.

### ELECTRICAL

Long-lasting, energy efficient LEDs maintain 70% or more of light output after 100,000 hours of service life (L70/100,000 hours). MVOLT driver operates on any line voltage from 120-277V (50/60Hz). 10kV surge protection included.

### INSTALLATION

Designed for wall mounting four feet or higher from ground. Housing is configured for mounting directly over a standard 4" outlet box (by others) or for surface wiring via any of three convenient 1/2" threaded conduit entry hubs.

### LISTINGS

UL Listed to U.S. and Canadian safety standards for wet locations. Tested in accordance with IESNA LM-79 and LM-80 standards.

DesignLights Consortium® (DLC) qualified product. Not all versions of this product may be DLC qualified. Please check the DLC Qualified Products List at [www.designlights.org](http://www.designlights.org) to confirm which versions are qualified.

### WARRANTY

5-year limited warranty. Complete warranty terms located at: [www.acuitybrands.com/CustomerResources/Terms\\_and\\_conditions.aspx](http://www.acuitybrands.com/CustomerResources/Terms_and_conditions.aspx)

**Note:** Actual performance may differ as a result of end-user environment and application. All values are design or typical values, measured under laboratory conditions at 25 °C. Specifications subject to change without notice.



## Performance Data

### Lumen Output

Lumen values are from photometric tests performed in accordance with IESNA LM-79-08. Data is considered to be representative of the configurations shown, within the tolerances allowed by Lighting Facts.

Performance Package	CCT	System Watts	50K (5000 K, 67 CRI)	
			Lumens	LPW
P1	5000 K	64W	8,150	127
P2	5000 K	73W	9,700	133

### Lumen Ambient Temperature (LAT) Multipliers

Use these factors to determine relative lumen output for average ambient temperatures from 0-40°C (32-104°F).

Ambient		Lumen Multiplier
0°C	32°F	1.03
10°C	50°F	1.01
20°C	68°F	1.00
<b>25°C</b>	<b>77°F</b>	<b>1.00</b>
30°C	86°F	0.99
40°C	104°F	0.98

### Electrical Load

Fixture Model No.	System Watts	Current (A)		
		120V	277V	347V
TWR2 LED P1 50K MVOLT	64W	0.53	0.23	0.18
TWR2 LED P2 50K MVOLT	73W	0.61	0.26	0.21

### Projected LED Lumen Maintenance

Data references the extrapolated performance projections in a **40°C ambient**, based on 6,000 hours of LED testing (tested per IESNA LM-80-08 and projected per IESNA TM-21-11).

To calculate LLF, use the lumen maintenance factor that corresponds to the desired number of operating hours below. For other lumen maintenance values, contact factory.

Operating Hours	0	25,000	50,000	60,000	100,000
LM Factor TWR2 LED P1	1.0	>0.96	>0.94	>0.92	>0.90


## Photometric Diagrams

To see complete photometric reports or download .ies files for this product, visit the Lithonia Lighting TWR2 LED homepage. Tested in accordance with IESNA LM-79 and LM-80 standards

### LEGEND

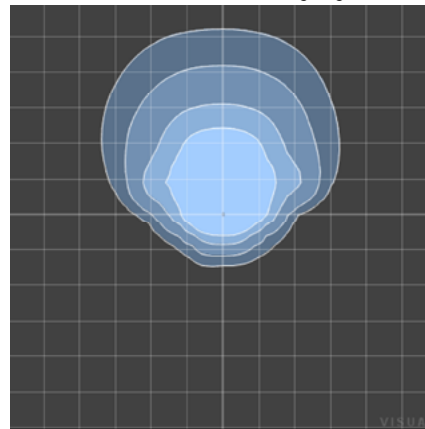
- 0.2 fc
- 0.5 fc
- 1.0 fc
- 2.0 fc

TWR2 LED P1 50K MVOLT. Mounting height - 15'



Test No. / SF 32822 tested in accordance with IESNA LM-79-08.

TWR2 LED P2 50K MVOLT. Mounting height - 15'



## Lighting Facts Labels

Acuity Lighting

**LED lighting facts**  
A Program of the U.S. DOE

---

**Light Output (Lumens)** 9734  
**Watts** 73.1  
**Lumens per Watt (Efficacy)** 133.17

---

**Color Accuracy**  
Color Rendering Index (CRI) 70

---

**Light Color**  
Correlated Color Temperature (CCT) 5000 (Daylight)

2700K 3000K Bright White 4500K Daylight 6500K

---

All results are according to IESNA LM-79-2008: Approved Method for the Electrical and Photometric Testing of Solid-State Lighting. The U.S. Department of Energy (DOE) verifies product test data and results.

Visit [www.lightingfacts.com](http://www.lightingfacts.com) for the Label Reference Guide.

---

Registration Number: NJSM-WNP2WD (11/21/2017)  
Model Number: TWR2 LED P2 50K MVolt XX DDBTXD  
Type: Luminaire - Other

Acuity Brands Lighting

**LED lighting facts**  
A Program of the U.S. DOE

---

**Light Output (Lumens)** 8194  
**Watts** 64  
**Lumens per Watt (Efficacy)** 128.03

---

**Color Accuracy**  
Color Rendering Index (CRI) 70

---

**Light Color**  
Correlated Color Temperature (CCT) 5000 (Daylight)

2700K 3000K Bright White 4500K Daylight 6500K

---

All results are according to IESNA LM-79-2008: Approved Method for the Electrical and Photometric Testing of Solid-State Lighting. The U.S. Department of Energy (DOE) verifies product test data and results.

Visit [www.lightingfacts.com](http://www.lightingfacts.com) for the Label Reference Guide.

---

Registration Number: NJSM-FSAUZ4 (11/15/2017)  
Model Number: TWR2 LED P1 50K MVolt XX DDBTXD  
Type: Luminaire - Industrial

